



**Ruth Miskin  
Training**



**Parent Meeting  
Introduction to Read Write Inc.**

# Reading changes everything

---

Teach a child to read and keep that child reading and we will change everything.

**And I mean everything.**


*Jeanette Winterson*

# Who is Read Write Inc. for?

Read Write Inc. Phonics

## Black Hat Bob


Set 1 Story 5  
a e i o u



Story by Gill Munton  
Illustrated by Tim Archbold  
Series developed by Ruth Miskin

OXFORD

## Black Hat Bob



Black Hat Bob  
is on his ship.

This is his peg leg.

8

Read Write Inc. Fresh Start



## Module 3 Big Malc

Name: \_\_\_\_\_

Series developed by Ruth Miskin

OXFORD

- 3 Quick as a flash, Big Malc grabs a Jon-Z DVD and runs off. He runs to Snatch Smith's flat. (Snatch Smith is his best pal.)



"Look at this, Snatch," he brags.

- 4 Big Malc and Snatch look in the DVD box.



"But it's empty!" says Big Malc.

"All the DVD boxes in shops are empty!" says Snatch. "The DVDs are kept in the back!"

"Why's that, then?" says Big Malc.

"So that they don't get nicked!" says Snatch.

- 5 And then, last spring, Big Malc did all that stuff with the choccy eggs.

(He got them off the back of a lorry. A hundred choccy eggs in pink boxes with ribbons on. He is planning to sell them.)





# Progress groups

---

- Group children by phonic stages.
- Teach to the group's challenge level.
- Re-assess all children every half term.

# One-to-one tutoring – ‘keep up, not catch up!’

---



# What is phonics?

---

Sounds

mat

ship

Graphemes

*demonstrate, containing, roamed, trivial,  
injured, whimper*



# English alphabetic code

---

- 44 sounds
- 26 letters
- Over 150+ graphemes (letter combinations)

One of the most complex alphabetic codes in the world.



# Speed Sounds Set 1 and Set 2

## Consonant sounds – stretchy

|   |   |   |   |   |   |   |   |    |    |    |
|---|---|---|---|---|---|---|---|----|----|----|
| f | l | m | n | r | s | v | z | sh | th | ng |
|   |   |   |   |   |   |   |   |    |    | nk |

## Consonant sounds – bouncy

|   |   |   |   |   |   |   |    |   |   |   |   |    |
|---|---|---|---|---|---|---|----|---|---|---|---|----|
| b | c | d | g | h | j | p | qu | t | w | x | y | ch |
|   | k |   |   |   |   |   |    |   |   |   |   |    |

## Vowel sounds – bouncy

|   |   |   |   |   |    |    |     |    |
|---|---|---|---|---|----|----|-----|----|
| a | e | i | o | u | ay | ee | igh | ow |
|---|---|---|---|---|----|----|-----|----|

## Vowel sounds – stretchy

## Vowel sounds – stretchy

|    |    |    |    |     |    |    |    |
|----|----|----|----|-----|----|----|----|
| oo | oo | ar | or | air | ir | ou | oy |
|----|----|----|----|-----|----|----|----|

# Pure Sounds ([ruthmiskin.com](http://ruthmiskin.com))

---

## Sound pronunciation guide



# Speed Sounds Set 3

## Consonant sounds

|    |    |    |    |    |    |    |    |    |    |    |
|----|----|----|----|----|----|----|----|----|----|----|
| f  | l  | m  | n  | r  | s  | v  | z  | sh | th | ng |
| ff | ll | mm | nn | rr | ss | ve | zz | ti |    | nk |
| ph | le | mb | kn | wr | se |    | s  | ci |    |    |
|    |    |    |    |    | c  |    | se |    |    |    |
|    |    |    |    |    | ce |    |    |    |    |    |

|    |    |    |    |   |     |    |    |    |    |   |   |     |
|----|----|----|----|---|-----|----|----|----|----|---|---|-----|
| b  | c  | d  | g  | h | j   | p  | qu | t  | w  | x | y | ch  |
| bb | k  | dd | gg |   | g   | pp |    | tt | wh |   |   | tch |
|    | ck |    |    |   | ge  |    |    |    |    |   |   |     |
|    | ch |    |    |   | dge |    |    |    |    |   |   |     |


## Vowel sounds

|   |    |   |   |   |            |            |            |            |
|---|----|---|---|---|------------|------------|------------|------------|
| a | e  | i | o | u | ay         | ee         | igh        | ow         |
|   | ea |   |   |   | <u>a-e</u> | <u>e-e</u> | <u>i-e</u> | <u>o-e</u> |
|   |    |   |   |   | ai         | y          | ie         | oa         |
|   |    |   |   |   |            | ea         | i          | o          |
|   |    |   |   |   |            | e          | y          |            |

|            |    |    |     |     |    |    |    |     |     |     |
|------------|----|----|-----|-----|----|----|----|-----|-----|-----|
| oo         | oo | ar | or  | air | ir | ou | oy | ire | ear | ure |
| <u>u-e</u> |    |    | oor | are | ur | ow | oi |     |     |     |
| ue         |    |    | ore |     | er |    |    |     |     |     |
| ew         |    |    | aw  |     |    |    |    |     |     |     |
|            |    |    | au  |     |    |    |    |     |     |     |

# Sounds + blending = word reading

---



sat

# Meet Fred

---



# Teach spelling using Fred Finger

---



# Three reads



## Pin it on


**Introduction**  
*In this story, some children are playing a game called 'Pin the tail on the donkey'. They are blindfolded, and need to attach the tail to the right place. Let's see how they do!*

pin it on



not on its leg

4



"Snatchosaurus is a very dangerous dinosaur," she said.  
"So it's obvious! We need to find an *even more* dangerous dinosaur to catch him!"

"But where can we find a dinosaur like that?" asked Stegosaurus, cautiously.

"We will make one!" came the reply.

So they got out their scissors, and their pencils, and their paper, and their card, and their paints, and their sticky tape ... and they made ... a Catchasnatchosaurus!  
And the famous Snatchosaurus was never seen again!

15



# 'Special Friends', 'Fred Talk'

1.6

ship

## Black Hat Bob

Black Hat Bob  
is on his ship.

This is his peg leg.



# Red Words

---

I


said

This is Red Hat Rob.



“I will grab that cash box,” he said.

# Which books will children bring home?



 Read Write Inc. Phonics eBook Library

Home

## Welcome to the Read Write Inc. Phonics eBook Library.

Here you'll find eBooks of the core Storybooks for Read Write Inc. Phonics, from the Sound Blending books to Grey level. There are also two non-fiction eBooks for each level, from Green to Grey. Click the resources tab to explore the collection, or download our [overview chart](#) for a full list.

You can assign these eBooks for pupils to read at home after the 'third read' of the book in class.

**Ready to get started?** Find out how to [set up individual student logins](#) and more on our [support site](#).

**Not subscribed yet?** Find out how to [subscribe to the Read Write Inc. Phonics eBook Library](#).



# What can I do?

---

1. Use pure sounds rather than letter names.
2. Use Fred Talk to help your child to read and spell words.
3. Listen to your child read their Storybook every day.
4. Watch the Virtual Classroom films together.
5. Read stories to your child every day.

## Online resources available

---

Ruth Miskin Parents' Page:

<https://www.ruthmiskin.com/parents/>

Ruth Miskin Facebook:

<https://www.facebook.com/miskin.education>

Free e-books for home reading:

<http://www.oxfordowl.co.uk/Reading/>

# Any questions?

---



---

Reading feeds the imagination, it expands horizons and offers new and exciting ways of seeing and making sense of our lives and of the world around us.

*Michael Morpurgo*